
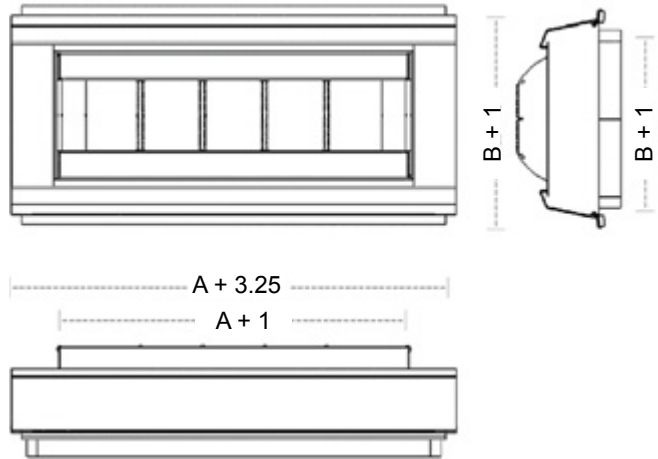


Drum louvers

DRLAA



Dimensions



Description

DRLAA series supply drum grilles and registers are recommended for theaters, arenas, convention halls, factories and shopping centers; anywhere requiring long or short throws.

Air flow patterns are adjustable in both the horizontal and vertical planes for maximum versatility.

The unique extruded aluminum universal mounting frame results in low installation costs and will adapt to a variety of duct sizes without requiring any expensive duct taps.

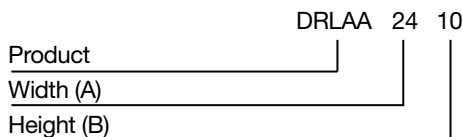
The extractor-damper that is available will also eliminate the need for secondary extraction devices needing to be mounted remote to the unit. DRLAA grilles and registers efficiently distribute anywhere from 200 through 10,000 CFM and are available in 6 x 12 through 10 x 72 sizes.

DRLAA drum grilles are built with a single bank of adjustment vanes that also provides control for the direction and length of air streams. DRLAA drum grilles and registers can be installed in either horizontal or vertical orientations to meet architectural and engineering design conditions for reliable performance.

A Width (in)	B Height (in)	
	6	10
12	X	
18	X	
24	X	X
30	X	X
36	X	X
42		X
48	X	X
54		X
60	X	X
66		X
72		X

Height (in)	6	10
Duct Diameter (min/max)	10 / 65	20 / 97

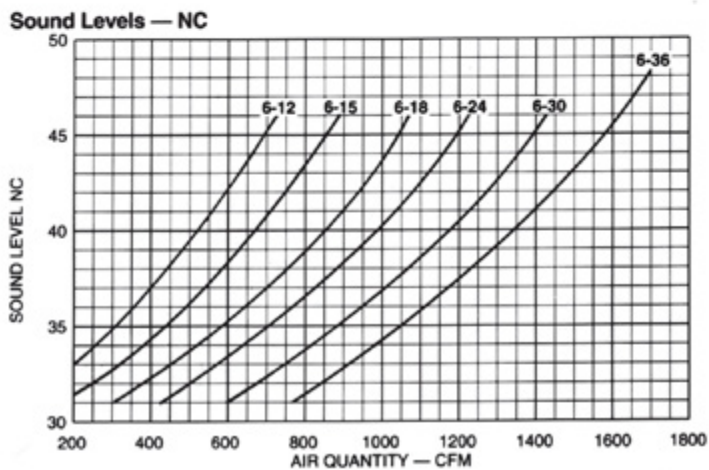
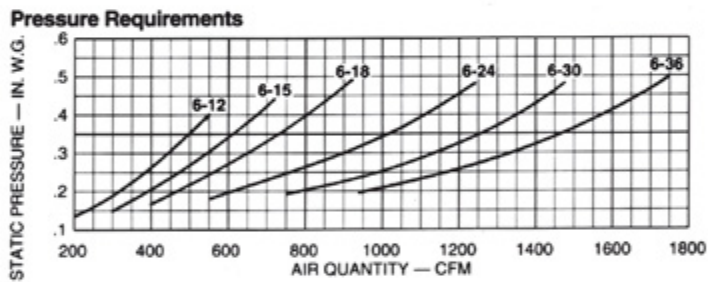
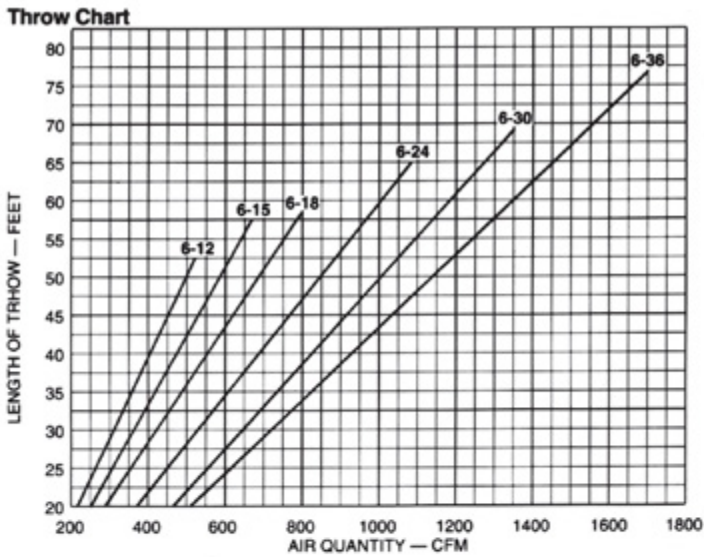
Order example



Drum louvers

DRLAA

Engineering data



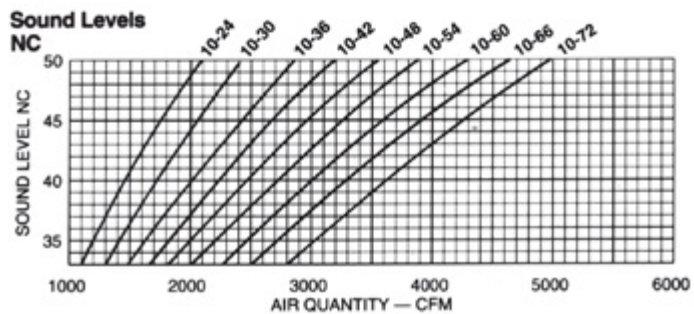
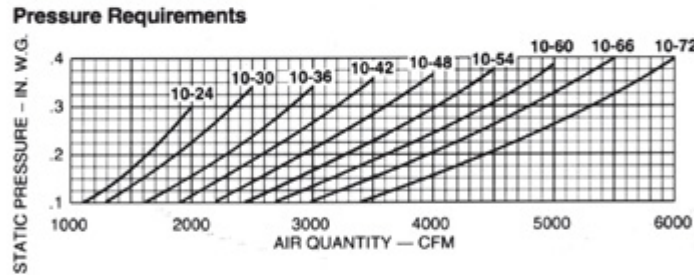
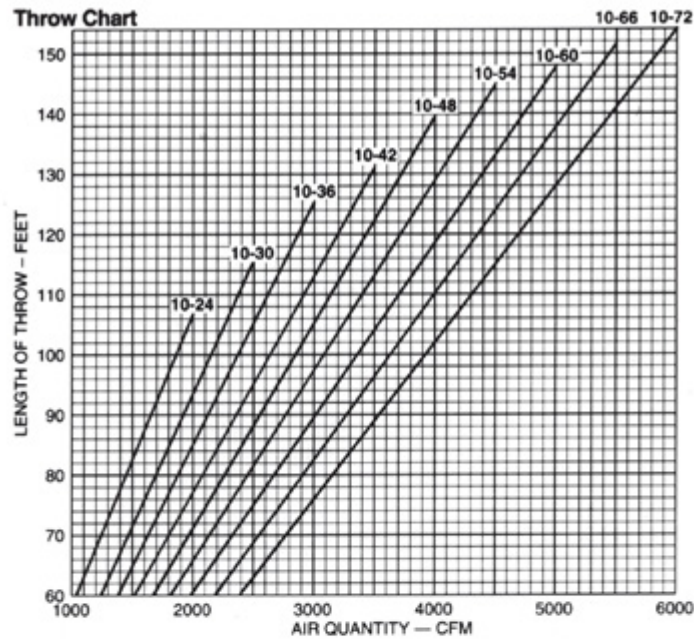
A_k Outlet Area In Square Feet

Unit Size	A_k
06-12	0.181
06-15	0.226
06-18	0.277
06-24	0.381
06-30	0.484
06-36	0.536
10-24	0.710
10-30	1.024
10-36	1.233
10-42	1.495
10-48	1.626
10-54	1.757
10-60	1.888
10-66	2.019
10-72	2.150

Products Notes (6):

1. Throws are based on terminal velocity of 50 fpm. Throws can be reduced up to 35% by adjustable vane settings.
2. Test data based on 70 °F air with rotating barrel and adjustable vanes set parallel to air flow for maximum projection.
3. NC based upon 8dB room absorption.





Products Notes (10):

1. Throws are based on terminal velocity of 50 fpm. Throws can be reduced up to 35% by adjustable vane settings.
2. Test data based on 70 °F air with rotating barrel and adjustable vanes set parallel to air flow for maximum projection.
3. NC based upon 8dB room absorption.

